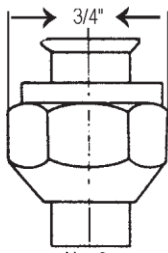


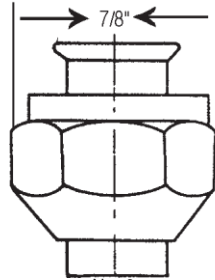
A/C Fittings Thread Size Chart

ALL FITTINGS ACTUAL SIZE (#14, #16 not shown)

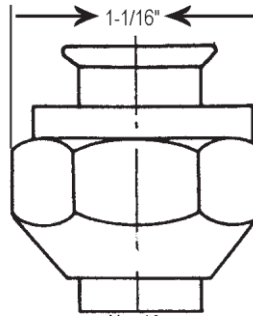
FEMALE FLARE (no o-ring used)



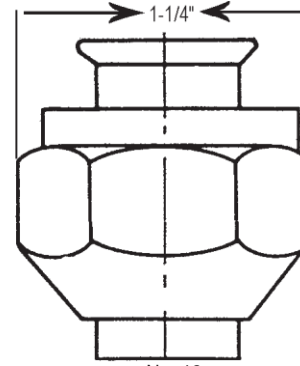
No. 6
5/8" - 18 Thread



No. 8
3/4" - 16 Thread

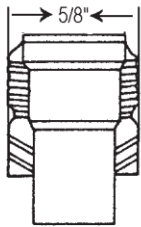


No. 10
7/8" - 14 Thread

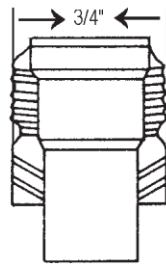


No. 12
1 - 1/16" - 14 Thread

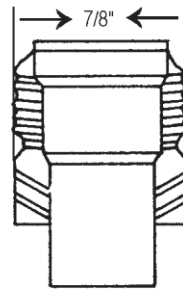
MALE INSERT O-RING (o-ring located on inside)



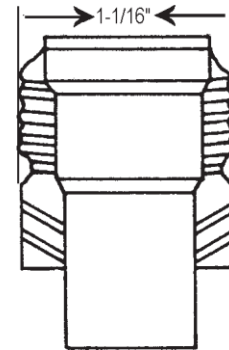
No. 6
5/8" - 18 Thread



No. 8
3/4" - 16 Thread

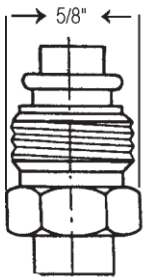


No. 10
7/8" - 14 Thread

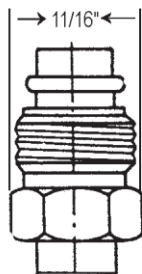


No. 12
1 - 1/16" - 14 Thread

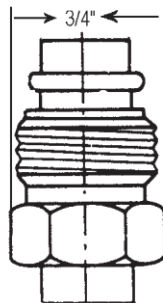
MALE O-RING (o-ring located on outside)



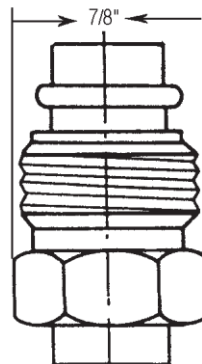
No. 6
5/8" - 18 Thread




No. 7
SPECIAL GM/IHC
DRYER FITTING
11/16" - 16 Threads



No. 8
3/4" - 18 Thread

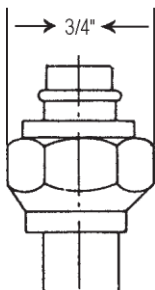


No. 10
7/8" - 18 Thread

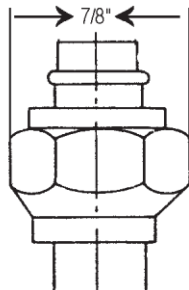


No. 12
1 - 1/16" - 16 Thread

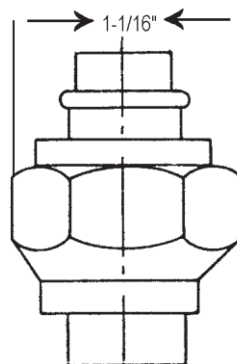
FEMALE O-RING (o-ring located on outside)



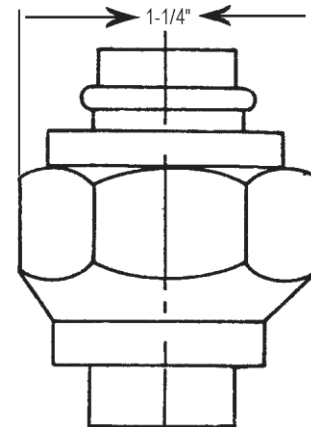
No. 6
5/8" - 18 Thread



No. 8
3/4" - 16 Thread



No. 10
7/8" - 14 Thread



No. 12
1 - 1/16" - 14 Thread